

Smart



SMART is a recessed inground luminaire with 360°, 180°, 90° and 90°+90° light distributions. SMART is made of stainless steel AISI 316L or natural bronze. Ideal for floating floors and surface covering to a maximum thickness of 6mm. For a thickness less than 6mm, installation is through specific wall-box. Drive over to a maximum of 1ton. SMART provides soft, directional illumination for walkways, steps and pathways. The LED sources, with a CRI of 93 and an R9 value of 82, provide exceptional color rendering. The color consistency is further ensured by 2-step MacAdam ellipse binning. Durable construction allows this product to be used in both interior and exterior IP65 applications. SMART is available in 2 standard finishes. The classic contemporary Italian design of SMART combines with modern LED technology to provide discreet illumination and architectural integrity to any project.

Standard Finishes

316L stainless steel
natural bronze



316L Stainless Steel



Natural Bronze

JOB:

TYPE:

QUANTITY:

NOTES:

Technical Data

Input

24Vdc

Wattage

3W

Color Temperatures

2700°K (WW), 3000°K (W), 4000°K (N)

2 step MacAdam ellipse binning

CRI / R9

92 / 84

Lumens

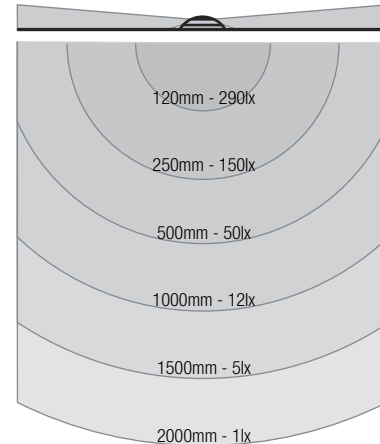
350lm (WW) 375lm (W) 426lm (N)

Optic


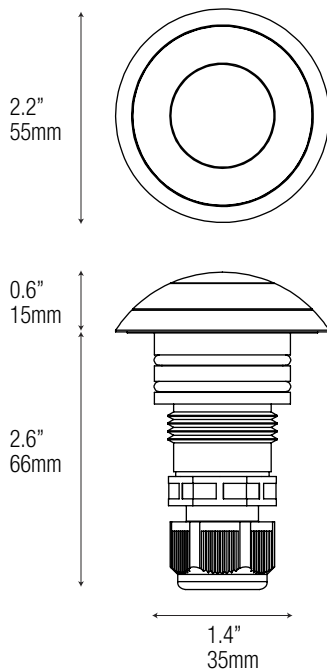
360°, 180°, 90°, 90+90°



Photometric info



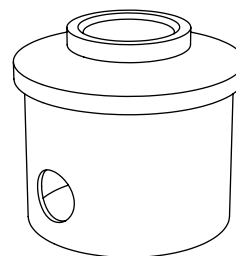
Dimensions



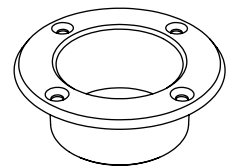
SPR - Spring



FWC - Formwork cylinder



IGR - In-ground box



WMR - Wood mounting ring

Order Code:

Code	Wattage	Voltage	CRI & CCT	Beam	Finish	Lens	Mounting
SMA	- 3W	- 24VDC	-	-	-	-	-
			927 =90 CRI, 2700°K	36 =360°	SS = Stainless Steel	CLR = Clear	SPR = Spring
			930 =90 CRI, 3000°K	18 =180°	NBZ = Natural Bronze	FR = Frosted	FWC = Formwork cylinder
			940 =90 CRI, 4000°K	90 =90°			IGR = In-ground box
				99 =90°+90°			WMR = Wood mounting ring

Drivers

Non-dimmable

DR-30W24VDC-OUT - up to 8 pieces

Phase Dimmable

DR-24W24VDC-DIMA - up to 7 pieces

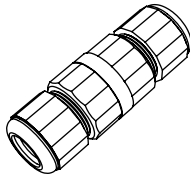
0-10V Dimmable

DR-40W24VDC-DIMW-0-10V-OUT - up to 12 pieces

IP68 Connectors (optional - waterproof butt connectors and heat shrink included with fixture)

2-Way “I” Connector

PL-CON-2W-I-IP68



3-Way “T” Connector

PL-CON-3W-T-IP68

